



**LEARNING GOALS**

Making connections between cultures and environments

**STANDARDS**

History  
2.1, 2.2, 2.3, 3.2,  
4.1, 4.3, 6.1, 6.2,  
6.3  
  
Geography  
1, 3, 4

**ESTIMATED TIME**

5–10 minutes per region,  
totaling 30–60 minutes for  
all six regions  
  
Pick a few regions or  
questions to explore,  
or do them all.

**BACK IN YOUR CLASSROOM**

Think about the news you learned from the patterned wampum belt at the Museum. Use your iPod, YouTube site, or Facebook page to collect songs, sounds, or videos about the important events in your family's history. Share your video or musical family album with your classmates.



**JUNIOR ANTHROPOLOGIST: American Indian Cultures and Their Environments**

*As you walk through the North American Indian Cultures Hall, you'll travel through six regions that range from the dark and frozen Arctic to the hot and dry Southwest desert. Pick your favorite toy, sports game, musical instrument, or craft from one of these regions. How would your choice help you learn to live off the land?*

**NORTHWEST COAST: Harvesting the Ocean in Whaling Canoes**


The *Kwakwaka'wakw* (kwock-KWOCKY-wowk) and *Nuu-chah-nulth* (NOOT-kan) of British Columbia, Canada, did not need to grow their food. They fished the ocean that was their front yard. In their backyard, animals thrived in forests of cedar, spruce, and fir trees.

**Take a closer look:** Imagine you are about to set off on an ocean fishing trip. Looking at the whaling canoe exhibit, pick the tools or clothing you think would be most valuable in helping you catch and harvest halibut, whales, or cod. (Hint: harpoon, fish basket)



**Activity:** Walking through this exhibit area, find one animal that you think would be most important to you if you lived in the Northwest. Make up a riddle so your friends can guess what your animal is and why you think it was so important.

**Your life:** What stories do you think the animals on these totem poles tell about how they helped the families? Imagine carving your family's totem pole. What story would it tell?



**SOUTHWEST: Farming a Desert**

Beneath the hot Southwest sun, Hopi people farmed the desert. Communities worked together to grow corn, beans, and squash.

**Take a closer look:** Look inside the Hopi Corn Grinding House, where people could work side by side grinding corn on three metate stones.

What other types of food, utensils, or tools do you see that you would have worked with others to use? If you had a corn-grinding or gardening job in the desert, would you rather work alone or with others? Why or why not?



**Activity:** How many objects can you find in this exhibit area that have to do with farming, ceremonies to bring the rain, or keeping cool while you work?



**Your life:** Think about your kitchen, favorite restaurant, or even your school cafeteria. Can you name two foods that you eat that started from corn? How do you get food made from corn, compared to how Hopis got their food?

## GREAT PLAINS: Buffalo Hunters on Horseback


Horses transformed the lives of Plains Indians. The Indians became buffalo hunters, riding their horses vast distances on dry, Great Plains grasslands to hunt buffalo and raid and trade for herds.

**Take a closer look:** What hunting story do you think the Cheyenne diorama's painted hide (in the tipi) tells? Looking around the village, can you find a few ways this family used bison for food, clothing, or shelter? (Hint: drying meat, tipi covers)



**Activity:** Walking through the Great Plains section, find three of your favorite ways that these tribes benefited from horses. What objects did you pick, and why are these your favorites?

**Your life:** Plains Indians relied on men, women, and children in their villages to provide food, clothing, and shelter. What does your family rely on you for?



## NORTHEAST COAST: When Does a Seashell Become Valuable?

Mussel shells from the ocean were drilled and woven into authoritative record-keeping wampum belts. The patterns told stories about important treaties, laws, and memories and also served as a form of currency after European colonists arrived in the 1600s.

**Take a closer look:** Look at the wampum belt in the case. What story do you think the purple and white patterns on this belt tell? (Hint: Purple beads told about serious news. White beads recorded more routine matters.)



**Activity:** Looking at the other display cases in this area, what objects would you want to trade with wampum beads? Which trade objects would be most important to you and why?

**Your life:** What things does your family collect or use to tell stories? How would you use your iPod or YouTube to tell stories about your family or friends?



## SOUTHEAST COAST: Changing Life in the Everglades "Grassy Waters"


Miccosukee communities lived off lush gardens and teeming schools of fish in the swamps surrounding their hummock, or tree-island homes. As southern Florida became settled, families traveled along "rivers of grass" to shop at the edge of the Everglades.

**Take a closer look:** Imagine stepping inside the Everglades diorama just before it's time to eat. What food can you find to cook? As the canoe arrives, what do you see, smell, or hear? What do you think happened right before this scene? (Hint: Look at the dugout canoe.)



**Activity:** Play a game of Eye Spy. You have one minute to pick an object from the Southeast Coast diorama. Next, take turns to guess each other's objects. How many other objects can you find in the diorama that are the same color?

**Your life:** Lacrosse might have come from *ishtaboli*, the ancient Choctaw stickball game, a peaceful way to settle communities' fights. What game would help you solve differences with your friends and family?



## ARCTIC: Engineering on a Frozen Ocean

Howling winds tear across the frozen ocean, and temperatures plummet to 20 below zero. But inside your *igluviguk* igloo, you and your family are warmed by a single oil lamp flickering in the stone basin your grandfather carved years ago. This one source of light heats your Arctic winter world.

**Take a closer look:** Look carefully at the *igluviguk* diorama. What's keeping your snow house warm? Where would you have gotten these materials? (Hint: sealskin, oil lamp)



**Activity:** On your own, pick out one tool made from seal skin, bones, or fur. Then play 20 Questions to guess your tool.

**Your life:** Would you like to live in this environment? Why or why not? How would your life be different if you lived in the Arctic?

